



Pennsylvania’s Economy Depends on Worldwide American Companies

Pennsylvania's 1,036 worldwide American companies and their employees need a level international playing field to prosper and grow. These companies support substantial employment and economic output in Pennsylvania, directly through their production of goods and services, through their suppliers, and through spending by the people they employ.

If the Congress raises international taxes on worldwide American companies – while other nations are adopting more competitive tax structures – it will put Pennsylvania companies and their employees at a competitive disadvantage with their foreign competitors and jeopardize the substantial contributions they make to Pennsylvania’s economy.

The Economic Contribution of Worldwide American Companies in Pennsylvania, 2007

	Direct Contribution*	Indirect Contribution**	Total Contribution	Total Contribution as a percent of State Total
Jobs	880,800	1,730,800	2,611,500	41.0%
Payroll	\$53.8 B	\$82.7 B	\$136.5 B	44.6%
Value-Added	\$101.1 B	\$139.3 B	\$240.4 B	48.1%

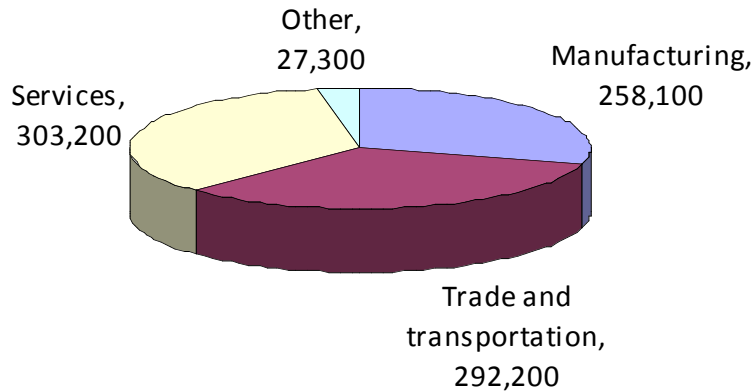
**The direct contribution consists of employment in and the payroll and production of worldwide American companies in the state.*

***The indirect contribution consists of employment, payroll, and production supported by worldwide American companies through their supply chains and the consumption spending of the people they employ directly or indirectly.*

- In 2007, worldwide American companies in Pennsylvania employed **880,800** people and supported an additional **1,730,800 jobs** through their supply chains and spending by the people they employed directly or indirectly.
- These jobs accounted for **41.0 percent** of all private-sector employment in Pennsylvania and **44.6 percent** of the total private-sector payroll in the state.
- Worldwide American companies in Pennsylvania create high quality jobs, paying on average **\$61,133 per worker** in wages and salaries and fringe benefits in 2007.
- Worldwide American companies in Pennsylvania accounted for **48.1 percent** of Pennsylvania’s GDP (\$240.4 billion) in 2007.
- Worldwide American companies also paid approximately **\$7.8 billion** in dividends to Pennsylvania residents in 2007.

Direct Employment by Worldwide American Companies in Pennsylvania by Industry

Worldwide American companies employed **880,800** Pennsylvania workers in 2007 in a wide range of industries, including the following:



Services: 533 companies, 303,200 jobs

- Administrative and support services: 136 companies, 57,900 jobs
- Food services: 25 companies, 40,600 jobs
- Telecommunications: 50 companies, 26,300 jobs
- Other services: 441 companies, 178,300 jobs

Manufacturing: 475 companies, 258,100 jobs

- Chemical products: 75 companies, 37,000 jobs
- Primary metals: 33 companies, 28,400 jobs
- Food: 32 companies, 25,400 jobs
- Other manufacturing: 387 companies, 167,300 jobs

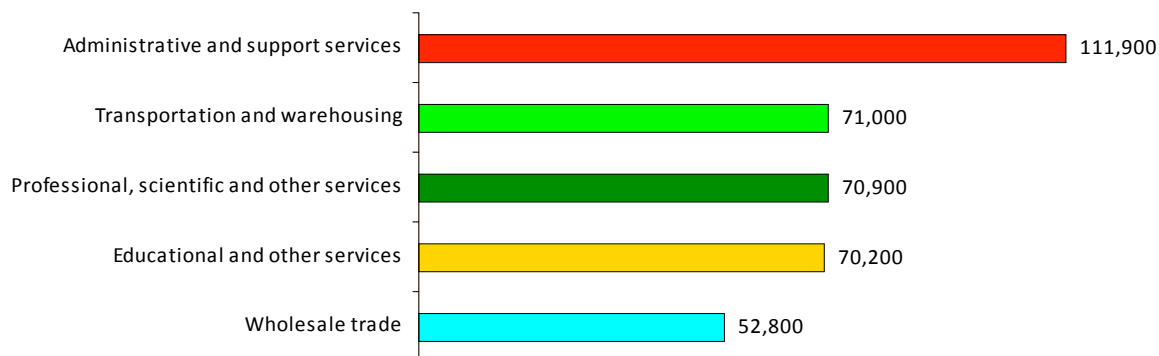
Trade and transportation: 441 companies, 292,200 jobs

All other industries: 88 companies, 27,300 jobs

Note: Company counts by industry do not sum to the state total (1,036) because a company may have operations in multiple industries. Job counts have been rounded to the nearest 100. Detail may not sum to totals due to rounding.

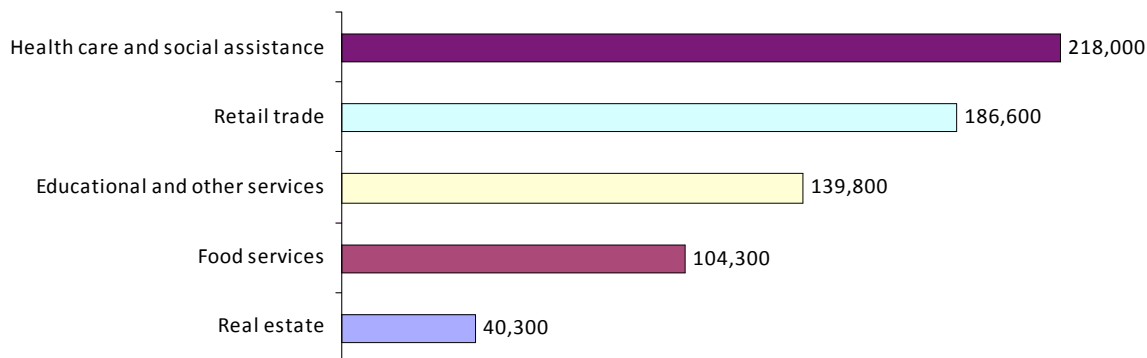
Indirect Employment through Purchases of Goods and Services from Suppliers

Worldwide American companies supported an additional **766,500 jobs** in Pennsylvania in 2007 through their purchases of goods and services from suppliers in Pennsylvania. Top Pennsylvania suppliers for worldwide American companies include the following industries:



Indirect Employment through Consumption Spending by Employees

Consumption spending by the employees of worldwide American companies and their suppliers supported an additional **964,300 jobs** in Pennsylvania in 2007, including in these leading industries:



Protect U.S. Jobs and Wages. U.S. Tax Policy Must Keep Worldwide American Companies Competitive with Foreign Multinational Firms.