



Business Roundtable

July 2009

Oregon’s Economy Depends on Worldwide American Companies

Oregon's 651 worldwide American companies and their employees need a level international playing field to prosper and grow. These companies support substantial employment and economic output in Oregon, directly through their production of goods and services, through their suppliers, and through spending by the people they employ.

If the Congress raises international taxes on worldwide American companies – while other nations are adopting more competitive tax structures – it will put Oregon companies and their employees at a competitive disadvantage with their foreign competitors and jeopardize the substantial contributions they make to Oregon’s economy.

The Economic Contribution of Worldwide American Companies in Oregon, 2007

	Direct Contribution*	Indirect Contribution**	Total Contribution	Total Contribution as a percent of State Total
Jobs	204,500	461,000	665,500	33.4%
Payroll	\$11.2 B	\$19.2 B	\$30.4 B	37.3%
Value-Added	\$19.7 B	\$31.4 B	\$51.1 B	39.6%

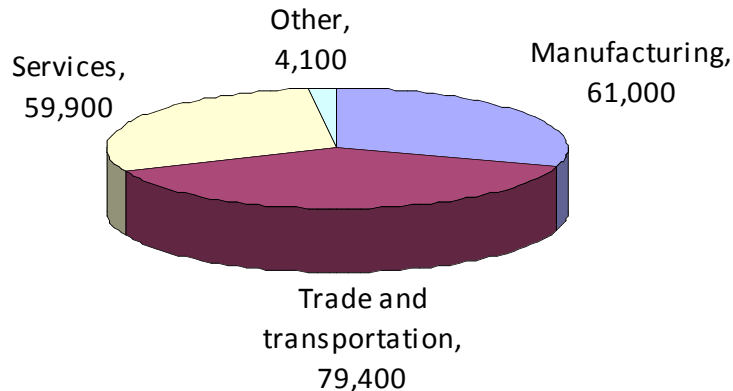
*The direct contribution consists of employment in and the payroll and production of worldwide American companies in the state.

**The indirect contribution consists of employment, payroll, and production supported by worldwide American companies through their supply chains and the consumption spending of the people they employ directly or indirectly.

- In 2007, worldwide American companies in Oregon employed **204,500** people and supported an additional **461,000 jobs** through their supply chains and spending by the people they employed directly or indirectly.
- These jobs accounted for **33.4 percent** of all private-sector employment in Oregon and **37.3 percent** of the total private-sector payroll in the state.
- Worldwide American companies in Oregon create high quality jobs, paying on average **\$54,965 per worker** in wages and salaries and fringe benefits in 2007.
- Worldwide American companies in Oregon accounted for **39.6 percent** of Oregon’s GDP (\$51.1 billion) in 2007.
- Worldwide American companies also paid approximately **\$2.0 billion** in dividends to Oregon residents in 2007.

Direct Employment by Worldwide American Companies in Oregon by Industry

Worldwide American companies employed **204,500** Oregon workers in 2007 in a wide range of industries, including the following:



Services: 297 companies, 59,900 jobs

- Administrative and support services: 53 companies, 10,200 jobs
- Food services: 18 companies, 8,600 jobs
- Educational and other services: 48 companies, 5,300 jobs
- Other services: 224 companies, 35,700 jobs

Trade and transportation: 272 companies, 79,400 jobs

Manufacturing: 236 companies, 61,000 jobs

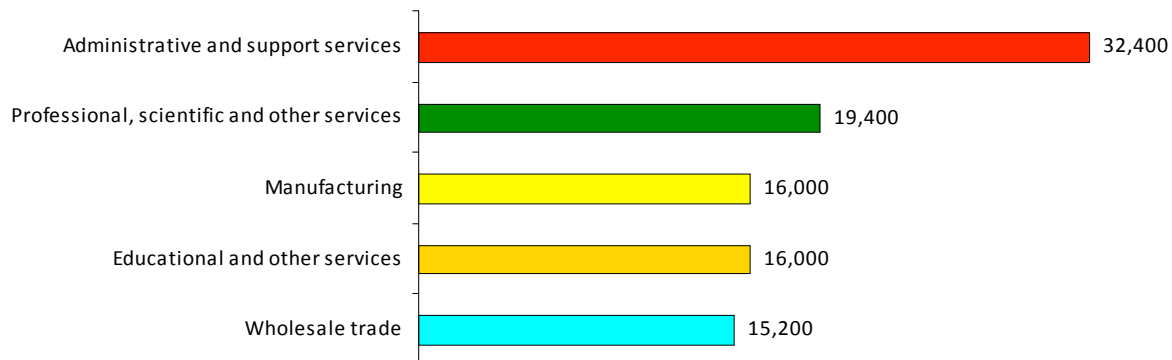
- Transport equipment except motor vehicles: 9 companies, 7,800 jobs
- Communications equipment and semiconductors: 39 companies, 7,200 jobs
- Primary metals: 9 companies, 5,100 jobs
- Other manufacturing: 193 companies, 40,800 jobs

All other industries: 38 companies, 4,100 jobs

Note: Company counts by industry do not sum to the state total (651) because a company may have operations in multiple industries. Job counts have been rounded to the nearest 100. Detail may not sum to totals due to rounding.

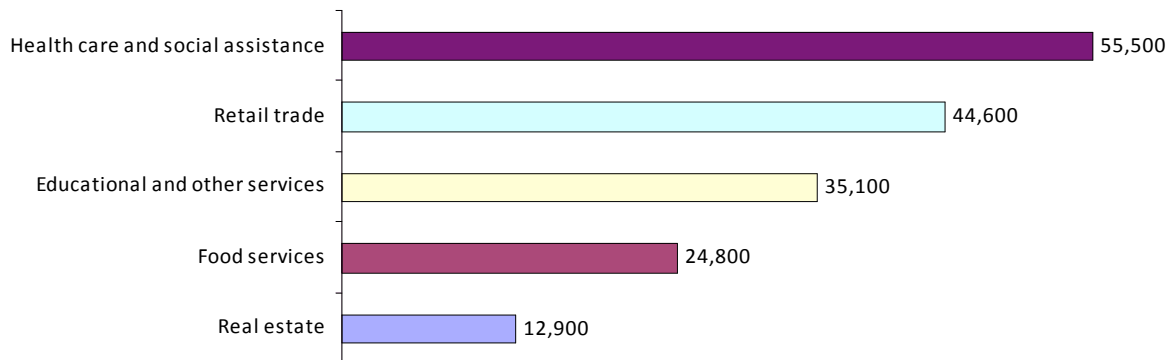
Indirect Employment through Purchases of Goods and Services from Suppliers

Worldwide American companies supported an additional **208,800 jobs** in Oregon in 2007 through their purchases of goods and services from suppliers in Oregon. Top Oregon suppliers for worldwide American companies include the following industries:



Indirect Employment through Consumption Spending by Employees

Consumption spending by the employees of worldwide American companies and their suppliers supported an additional **252,200 jobs** in Oregon in 2007, including in these leading industries:



Protect U.S. Jobs and Wages. U.S. Tax Policy Must Keep Worldwide American Companies Competitive with Foreign Multinational Firms.